

# HAPPY NATIONAL CHILD DAY



**YOU** HAVE RIGHTS  
**YOU** MATTER  
**YOU** ARE THE FUTURE

**CELEBRATE YOUR FUTURE  
BY BUILDING AN IGLOO  
AND YOUR CLASS MIGHT WIN \$500!**

**ENTRIES DUE: DECEMBER 10**



ᓄᓕᓐᓂᓂᓐ ᓄᓐᓂᓐᓂᓐ  
ᓄᓐᓂᓐᓂᓐ

**NUTAQQANUT INULRAMIRNULLU  
UQAQTIKHAANIK**

**REPRÉSENTANT DE  
L'ENFANCE ET DE LA JEUNESSE**

**REPRESENTATIVE FOR  
CHILDREN AND YOUTH**

 **1-855-449-8118**  **www.rcynu.ca**

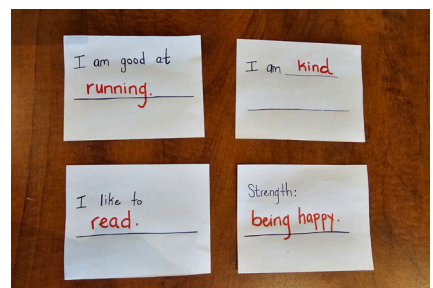
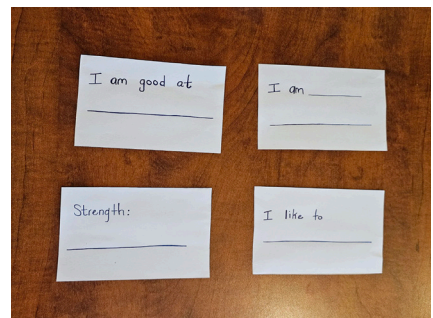

# NATIONAL CHILD DAY



ᓄᓕᓐᓂᓐᓂᓐ ᓄᓐᓂᓐᓂᓐ  
NUTAQQANUT INULRAMIRNULLU  
UQAQTIKHAANIK  
REPRÉSENTANT DE  
L'ENFANCE ET DE LA JEUNESSE  
REPRESENTATIVE FOR  
CHILDREN AND YOUTH

National Child Day is celebrated in Canada on November 20. It is a day all about recognizing how important children's rights are and showing that our country is dedicated to protecting those rights. This year, we want to celebrate the future that children and youth want. To do this, have fun and give your class a chance to win a \$500 gift card; we've put together a little activity. We're going to build an igloo! Well, sort of, we're making one out of paper "snow blocks."

1. Before you begin, you'll need white paper, markers, pencil crayons, crayons, scissors, tape/glue and about an hour and a half.
2. Give paper to each child.
3. Depending on their age, ask each child to write something like: "In the future..." or "I imagine that..." or "I want my family to..." or "My community will..." or anything else they can imagine about the future for themselves, their family, community, friends, Nunavut and beyond. Then, have them repeat the process, except instead of writing about the future they see, have them write about what the person next to them sees.
4. For youth, ask them to write down what they would need or want in order to make that future happen and have them elaborate on how being able to create that future would make them feel.
5. We are celebrating children and youth, so encourage them to be creative, adding drawings or anything else they'd like to their pieces of paper.





## DISCUSSION: WHAT DOES AN IGLOO PROVIDE?

Once the activity is complete, consider asking your class what igloos provide. Some answers may include: safety, warmth, housing, and protection. Many of these benefits are also rights they have every day as listed in the United Nations *Convention on the Rights of the Child*; can your class figure out which ones?



6. Collect all the pieces of paper. Then, using tape or glue, affix the papers to the surface of your choosing in the shape of an igloo.
7. If you get stuck you can cut a piece paper or “snow block” to fit the space. Don’t be afraid to trim each piece of paper in order for it to fit into a space, that’s how igloos are built too!
8. Outside the igloo feel free to add snowflakes, snow, people, or whatever you’d like. Be creative!
9. You’re all done! Now it’s time for everyone to read the messages and admire their work. Remind students that an igloo cannot be built without blocks, just like the future cannot be realized without them!



## SUBMISSION

To enter the contest take a picture of your creation and send it to the Representative for Children and Youth’s Office, [contact@rcynu.ca](mailto:contact@rcynu.ca), by the end of the day on Wednesday, December 10. In the entry email be sure to include the teacher’s name, the school’s name, and the community. Each class’ submission will be entered into a draw in their respective region, with one lucky class per region winning a \$500 gift card to the store of their choosing! Winners will be notified by December 12.

**ENTRIES DUE: DECEMBER 10**